



POWERSAFE NXT

Longer hours
Faster recovery



CEIL
POWERSAFE
NXT

CHARGING PARAMETERS
Constant Voltage Charge with
Current Limit (at 25°C)
Standby Use : 13.0V-13.5V
Cycle Use : 14.0V-14.5V
Maximum Limit Current : 15A
Minimum Limit Current : 6.5A
For Fast Recharge Option,
Please See Manual

SEALED LEAD-ACID BATTERY

Type	Volt	Capacity
NXT 65/12	12V	65Ah

CAUTION
Be careful of the following:
AVOID
• Short circuiting battery terminals
• Disposing the battery into open flame
• Charging in a sealed container
• Mechanical shocks
If eyes exposed to electrolyte liquid,
wash immediately with plenty of water.
Check instructions before use.
After use, return this battery for
safe recycling of lead.



EDGE INDUSTRIES LTD.
MADE IN JAPAN under technical collaboration with
Shimada Electric Machinery Co. Ltd., Japan
01-77-8811 (4 lines) 01-77-8811-11



Introduction:

After 10 years of experience in VRLA with Shin Kobe, Exide (INDIA) has finally launched new Ceil Powersafe NXT with the cycle life unmatched with competition nationally and internationally with its unique feature of 5 hours quick recharge option.

Features:

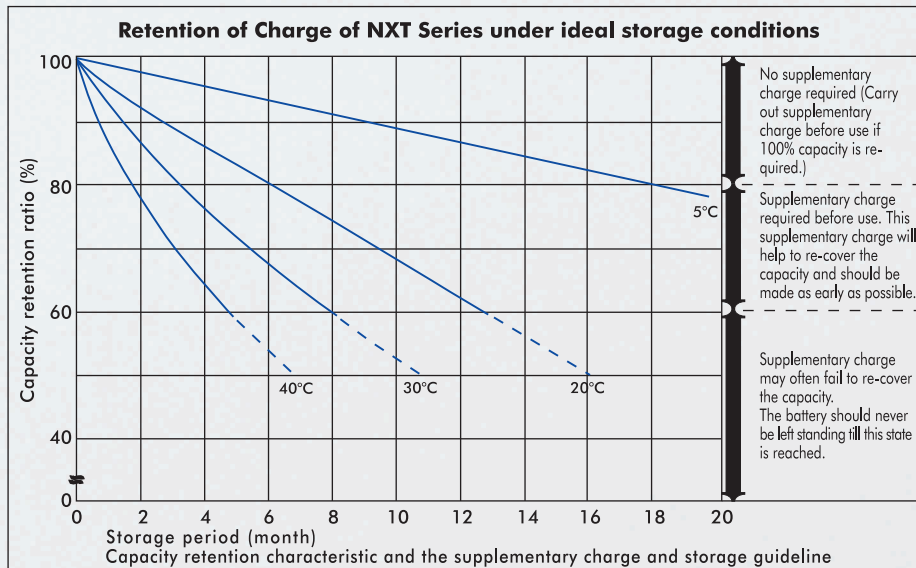
- Deep cycle application
- Fast recovery from deep discharge
- Extended cycle life
- Fast recharge capability
- Excellent charge retention
- International size
- Free from orientation constraints
- Eco-friendly

Specification Table

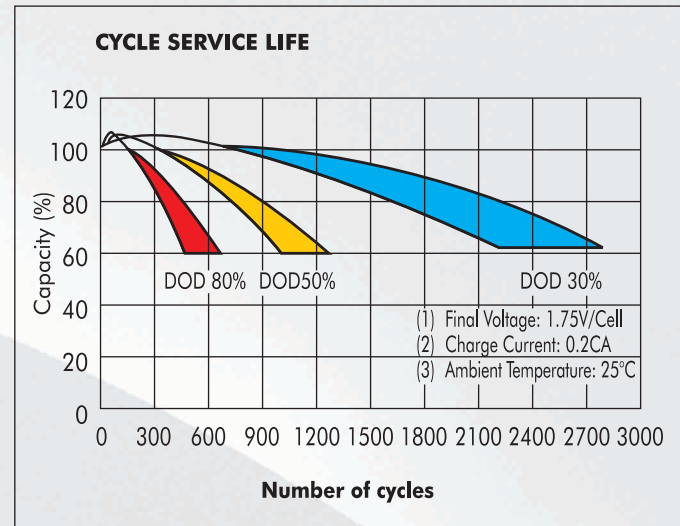
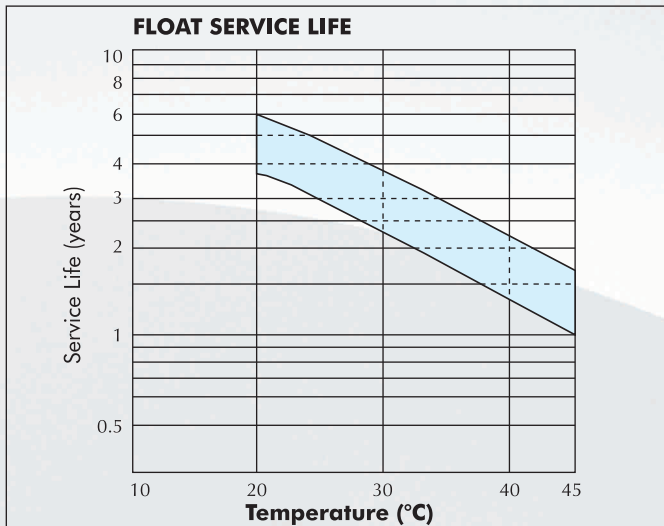
Battery Type	Nominal Voltage (V)	Rated Capacity (Ah) at 27°C								(Dimensions in mm)				Weight (Kg.) +/-5%	Internal Resistance (m-ohm)	Maximum Discharge Current (Amps)
		20hr. 1.75 V/cell	10hr. 1.75 V/cell	5hr. 1.75 V/cell	3hr. 1.75 V/cell	2hr. 1.75 V/cell	90 mins. 1.75 V/cell	60 mins 1.75 V/cell	30 mins 1.75 V/cell	Overall Height +/-3	Height up to lid +/-3	Length +/-2	Width +/-2			
NXT 17-12	12	17	15.5	14.0	13.0	12.0	11.0	9.5	7.5	167	167	181	76	5.90	15	255
NXT 26-12	12	26	23.5	21.0	19.5	18.0	17.0	14.5	11.5	175	175	166	125	9.60	10	390
NXT 42-12	12	42	38.0	34.0	31.5	29.5	27.5	23.0	19.0	170	170	197	165	13.80	8	420
NXT 65-12	12	65	58.5	52.5	49.0	45.5	43.0	36.0	29.5	174	174	350	166	22.00	8	500
NXT 100-12	12	100	90.0	81.0	75.0	70.0	66.0	55.0	45.0	235	235	407	173	35.00	6	600
NXT 150-12	12	150	135.0	121.5	112.5	105.0	99.0	82.5	67.5	240	240	557	172	50.00	6	900
NXT 200-12	12	200	180.0	162.0	150.0	140.0	132.0	110.0	90.0	240	240	533	250	67.00	5	1200

Note: Batteries are despatched from factory at minimum 90% state of charge. Full capacity is achieved after a minimum ten numbers of charge - discharge cycle at full depth or 3 months of continuous float operation.

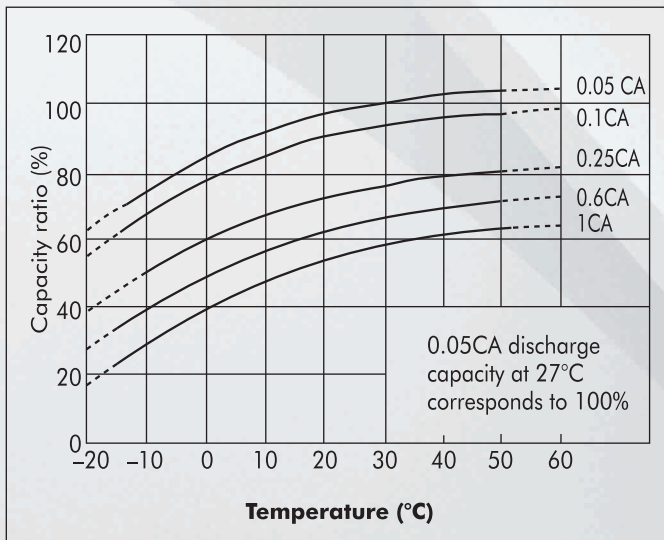
CAPACITY RETENTION



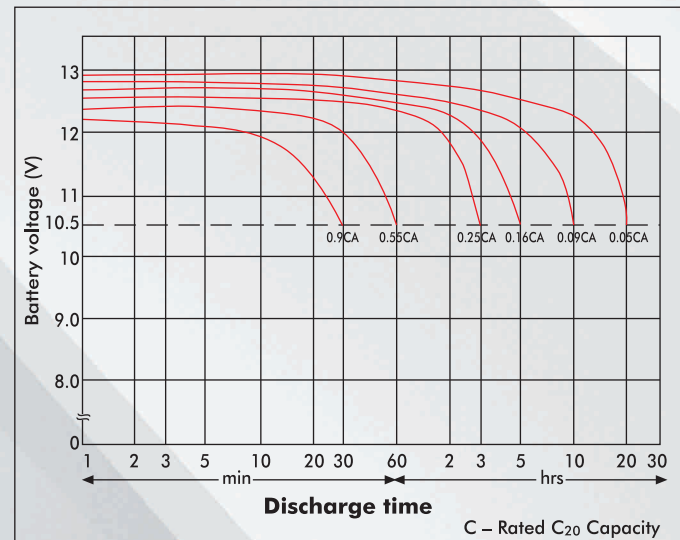
NXT SERVICE LIFE



EFFECT OF TEMPERATURE ON CAPACITY



NXT DISCHARGE CHARACTERISTICS



NOTES ON OPERATIONS:

Charging Characteristics:

a) Normal Recharge:

Batteries to be recharged in cc-cv model only

Mode of operation	Voltage setting per 12V unit for ambient temperature 20 - 30 °C	Current setting
Float	13.7V +/- 0.1V	Maximum : 0.3 CA
Cyclic	14.7V +/- 0.1V	Minimum: 0.1 CA

Temperature Compensation : (Reference 25°C)

Float : -18mV / °C / 12V unit

Cyclic : -30mV / °C / 12V unit

b) Fast Recharge option:

During operation, if the battery bank is subjected to regular (daily) deep discharge in excess of 50% (cumulative basis), the fast recharge option may be exercised.

Fast recharge, following pattern to be followed:-

Step 1: 0.3C – 14.5V

Step 2: 0.1C – 14.5V

Step 3: 0.05C – 14.5V

Step 4: 0.02C – 14.5V

Total duration for the four steps shall be 5.0 hours for a recharge after a 70% DOD. However, this mode of recharge will require an equalization once a month at the recommended float voltage for a period of 12 hours uninterrupted.

Caution on Ripple: The maximum limits of the A.C. content of the D.C. shall be 5A A.C. (rms) per 100 Ah C20 capacity during float charge. The A.C. current induced battery temperature rise should be below 3°C. At all times the average D.C. float current must be kept positive.

Heat Dissipation : A VRLA battery under normal float condition shall dissipate heat into the atmosphere. For the overall heat load calculation, taking into account a worst case operation, the rate of heat dissipation may be taken as 0.45 Watts/100 Ah C20 capacity/Cell.

Hydrogen Evolution: Hydrogen gas evolved by a lead acid battery may be estimated from the following formula:

Hydrogen gas evolved per hour = $0.45 \times 10^{-3} \times n \times i \times C \text{ m}^3$ at N.T.P.

Where, n = number of 2V cells

i = 0.2 A/100 Ah for a VRLA cell

C = C20 capacity of Cell

To design for the ventilation (air flow) requirement so that the hydrogen percentage in the air is always below 4% (lower explosive Limit), the air flow rate may be estimated as:

$$Q = d \times s \times 0.45 \times 10^{-3} \times n \times i \times C \text{ m}^3 / \text{hr}$$

Where, d = dilution ratio $(100 - 4) / 4 = 24$

s = factor of safety, eg.5

For a VRLA, the above may be simplified as:

$$Q = 0.0108 \times n \times C$$

Paralleling of Battery Strings: (a) Paralleling of a maximum of three strings is allowed provided they are all of the same make and Ah capacity and of same age. (b) Adequate care shall be taken in ensuring that all inter-unit connecting cables have equal length and cross-section. All cables to the system, from each of the strings, shall also be of same length and cross-section. (c) Total charging current, in the case of parallel strings, to be taken care of so that each of the strings get the recommended level of Amperes – minimum 10% and maximum 30% of the rated C20 capacity of each of the 12V blocks.

For inter-block connection flexible copper cable with suitable lugs are recommended. Cable cross section may be estimated at 2.8Amps/mm² at the maximum anticipated discharge load.

Even though the Ceil Powersafe NXT batteries are designed to perform anywhere between (-) 20 to (+) 50°C, for optimum battery life avoid prolonged operation in ambient in excess of 35°C.

Above 27°C, for every 8°C rise of weighted average operating temperature, battery life is reduced by 50%.

Test discharge on installation and commissioning, if necessary, should be conducted only after 48 hours of uninterrupted float charge with load disconnected.

Ensure that batteries are put to recharge immediately after any discharge, Under no circumstance the gap between the end of discharge and initiation of recharge should be more than 24 hours.

Standard Maintenance Recommendations: (a) Visual check every 3 months to note any physical abnormality like bulge, crack or leakage etc. (b) Measure float voltage of individual units once in 3 months and record the data. (c) Test discharge the battery bank at least once in 12 months to check battery health. (d) Keep the battery top clean with the help of a dry cotton cloth periodically. Inspect the inter-unit connection points for any sulfation etc. The inter-unit connection are to be checked for tightness once a year. (e) If battery bank is placed on steel racks / cabinets ensure an insulation between the battery base and the steel tray. This could be a coat of durable (acid-resistant) paint or any other insulating medium. Steel racks should preferably be well grounded.

Statutory Notice:

All batteries contain lead, which is harmful for human beings and environment. As per statutory requirements, the used battery must be returned to the authorized dealer, manufacturer or at the designated collection centres.



HEAD OFFICE: Exide Industries Limited, Exide House, 59E Chowringhee Road, Kolkata - 700 020, India
Phone +91 33 2283 2120 / 2133, Fax +91 33 2283 2637/ 2283 2632

CORPORATE MARKETING OFFICE: 6A Hatibagan Road, Entally, Kolkata - 700 014, India

Phone +91 33 2286 6158 / 59, Fax +91 33 2286 6186

visit us at: www.exideindustrialbatteries.com/www.exideind.com

Surajit Mukhopadhyay, Mobile: +91 98306 03986, e-mail: surajitmu@exide.co.in

Tridip Kr. Nag, Mobile: +91 98360 61886, e-mail: tridipkn@exide.co.in

This catalogue is issued to provide outline information only and is not deemed to form part of an offer or contract. Our policy is one of continued improvement and we reserve the right to change details without prior notice.